

CERTIFICADO DE CALIBRACIÓN / CALIBRATION CERTIFICATE

INNOVATECIS CIA LTDA

General José María Guerrero N69-170 y Alfonso del Hierro
Quito, Ecuador
(+593) 02 6040 607
innovatec@innovatec.com.ec

Certificado No. (Certificate #): 62207

Fecha de Recepción (Reception Date): 2025-10-13

Fecha de Calibración (Calibration Date): 2025-10-17

Próxima Fecha de Calibración (Calibration Due):

Fecha de Emisión (Emission Date): 2025-10-17

Cliente (Client): SEROIL INSTRUMENTS CIA. LTDA.
FRANCISCO DE ORELLANA / KM 6 VIA A LAGO SN, PUERTO FRANCISCO DE ORELLANA (COCA), ORELLANA (SEDE PRIN)

Información del Instrumento (Instrument Information)

| | | | | | |
|-----------------------------|---------------------------|---|----------------|---|------------------------------------|
| Equipo (Instrument): | Microbaño | Int. de Medición: (Measurement Range) | (-20 a 200) °C | Ubicación: (Location): | ***** |
| Marca (Brand): | WIKA | | | | |
| Modelo (Model): | CTD9100-COOL 1708152 / | División de escala: (Resolution) | 0.1 °C | Lugar de Calibración: (Place of Calibration): | Lab. INNOVATEC INNOVATEC's Lab. |
| Serie/Código: | LAB-TEM-PAT-021 | | | | |

Datos de Calibración (Calibration Info)

Procedimiento (Procedure): INN-PC-29

Condiciones Ambientales (Environmental Conditions)

Temp. Inicial (Initial Temp.): 21.5 °C

Hum. Inicial (Initial Hum.): 54.6 %HR

Temp. Final (Final Temp.): 22.3 °C

Hum. Final (Final Hum.): 55.1 %HR

Trazabilidad (Traceability Info)

| Patrón (Standard) | Marca (Brand) | Cert. # | Última Calibración (Last Cal.) | Período (Period) |
|---------------------|---------------|----------|--------------------------------|------------------|
| PRT | ISOTECH | AC-31859 | 2025-06-30 | 2 años |
| Advanced Multimeter | Transmille | 51065 | 2024-03-26 | 2 años |
| - | - | - | - | - |
| - | - | - | - | - |
| - | - | - | - | - |
| - | - | - | - | - |

Resultados (Results)

Ver Resultados en Hoja Adjunta

See results in attached Sheet

El presente Certificado de Calibración posee la trazabilidad en esta magnitud hacia el Patrón Nacional, a través de la realización de la unidad de medida en el NPL, NIST, u otro Laboratorio Nacional reconocido al Sistema Internacional de Medidas. La calibración fue realizada bajo un Sistema de Gestión de Laboratorio conforme a la Norma ISO/IEC 17025:2017. Los resultados y su incertidumbre reportada con un nivel de confianza de $k=2$, 95% son relacionados a este instrumento y en el tiempo que se realizó las medidas. Este Laboratorio no se responsabiliza de los perjuicios que pueda ocasionar el uso inadecuado del instrumento calibrado. La reproducción parcial es prohibida, la reproducción total deberá hacerse con la autorización escrita aprobada por INNOVATEC Industrial Solutions. *This Certificate of Calibration provides traceability of measurement to the National Standard, through units of measurement realized at the NPL, NIST or other recognized National Standard Laboratories to the International System of Units. The calibration was performed under a Laboratory Management System in accordance with the ISO/IEC 17025:2017 Standard. The results and the reported uncertainty at a confidence level of $k=2$, 95% are related only to this instrument and at the time of measurement. This Laboratory is not responsible for any damages that may result from improper use of the calibrated instrument. Partial reproduction is forbidden, the total reproduction must have an approved written authorization by INNOVATEC Industrial Solutions.*

Comentarios: Los resultados son un promedio de los datos tomados durante la calibración.
Comments

Calibrado por: Jonathan Fonseca
Calibrated by:

Aprobado por:
Approved by:

Certificado No.: 62207
Fecha de Calibración: 2025-10-17

Equipo (Instrument): Microbaño
Marca (Brand): WIKA

| Nominal (Nominal) | Patrón (Standard) | UBP (UUT) | Error (Error) | Precisión (Accuracy) | Estabilidad (Stability) | Uniformidad (Uniformity) | Incertidumbre (Uncertainty) |
|-------------------|-------------------|-----------|---------------|----------------------|-------------------------|--------------------------|-----------------------------|
| -20 °C | -19.732 °C | -20.0 °C | -0.268 °C | ± 0.3 °C | 0.458 °C | 0 °C | ± 0.3 °C |
| 0 °C | 0.285 °C | 0.0 °C | -0.285 °C | ± 0.3 °C | 0.045 °C | 0 °C | ± 0.1 °C |
| 100 °C | 100.149 °C | 100.0 °C | -0.149 °C | ± 0.3 °C | 0.231 °C | 0 °C | ± 0.3 °C |
| 200 °C | 200.493 °C | 200.0 °C | -0.493 °C | ± 0.3 °C | 0.153 °C | 0 °C | ± 0.2 °C |

Diagram de Posición de Sensores (Sensor Position Diagram)



Leyenda:

- 1: Patrón de Referencia
- 1: Sensor #1

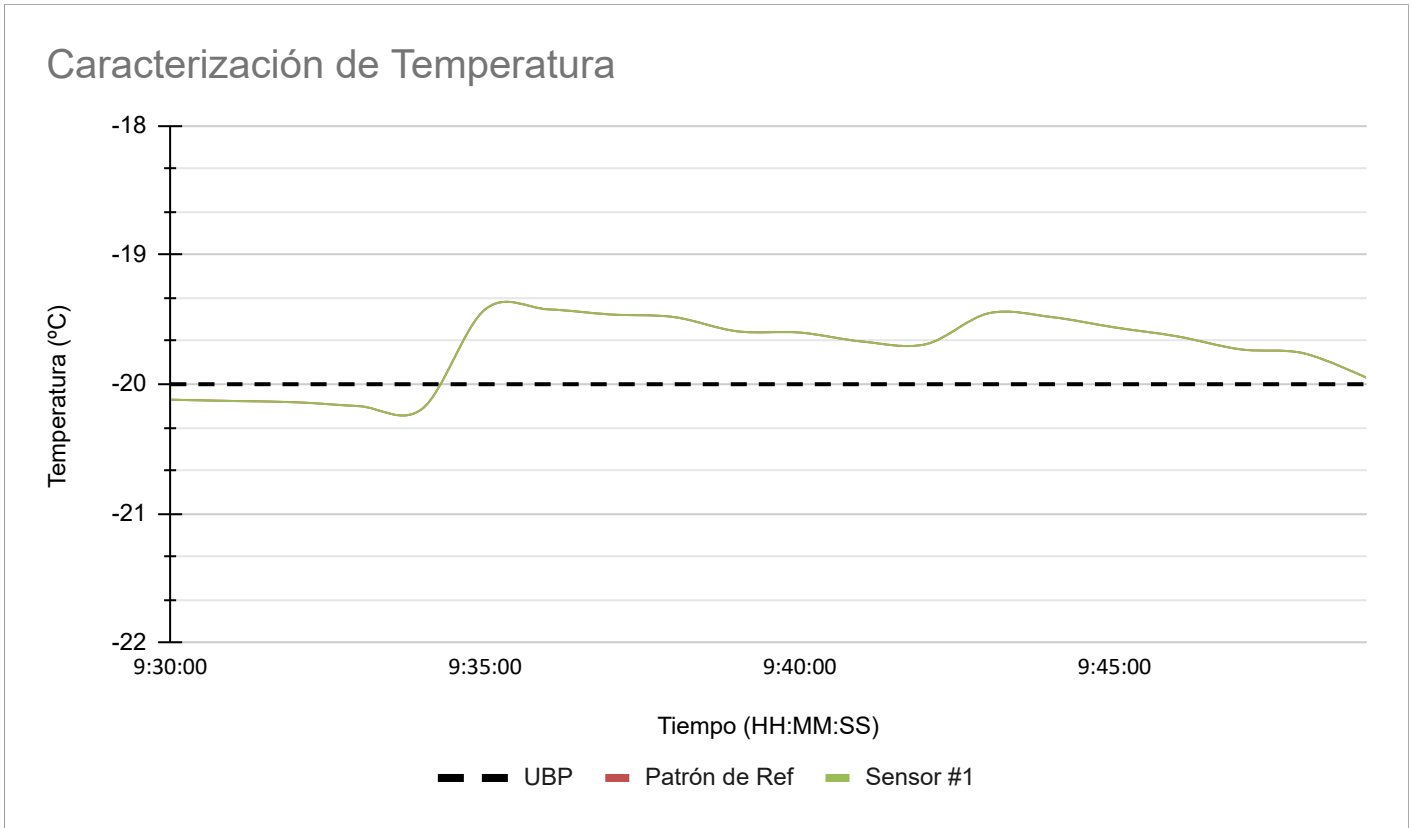
Las imágenes utilizadas solo son un ejemplo de los puntos de medida empleados y posición de los sensores.

Certificado No.: 62207
Fecha de Calibración: 2025-10-17

Equipo (Instrument): Microbaño
Marca (Brand): WIKA

| Hora (Time) | UBP (UUT) | Patrón de Ref (Ref. Standard) | Sensor #1 (Sensor #1) | Sensor #2 (Sensor #2) | Sensor #3 (Sensor #3) | Sensor #4 (Sensor #4) | Sensor #5 (Sensor #5) | Sensor #6 (Sensor #6) | Sensor #7 (Sensor #7) | Sensor #8 (Sensor #8) | Error (Error) |
|-------------|-----------|-------------------------------|-----------------------|-----------------------|-----------------------|-----------------------|-----------------------|-----------------------|-----------------------|-----------------------|---------------|
| 9:30:00 | -20 °C | -20.12 °C | -20.120 °C | - | - | - | - | - | - | - | 0.12 °C |
| 9:31:00 | -20 °C | -20.12 °C | -20.130 °C | - | - | - | - | - | - | - | 0.13 °C |
| 9:32:00 | -20 °C | -20.12 °C | -20.140 °C | - | - | - | - | - | - | - | 0.14 °C |
| 9:33:00 | -20 °C | -20.12 °C | -20.170 °C | - | - | - | - | - | - | - | 0.17 °C |
| 9:34:00 | -20 °C | -20.12 °C | -20.190 °C | - | - | - | - | - | - | - | 0.19 °C |
| 9:35:00 | -20 °C | -20.12 °C | -19.420 °C | - | - | - | - | - | - | - | -0.58 °C |
| 9:36:00 | -20 °C | -20.12 °C | -19.420 °C | - | - | - | - | - | - | - | -0.58 °C |
| 9:37:00 | -20 °C | -20.12 °C | -19.460 °C | - | - | - | - | - | - | - | -0.54 °C |
| 9:38:00 | -20 °C | -19.48 °C | -19.480 °C | - | - | - | - | - | - | - | -0.52 °C |
| 9:39:00 | -20 °C | -19.48 °C | -19.590 °C | - | - | - | - | - | - | - | -0.41 °C |
| 9:40:00 | -20 °C | -19.48 °C | -19.60 °C | - | - | - | - | - | - | - | -0.4 °C |
| 9:41:00 | -20 °C | -19.48 °C | -19.670 °C | - | - | - | - | - | - | - | -0.33 °C |
| 9:42:00 | -20 °C | -19.48 °C | -19.690 °C | - | - | - | - | - | - | - | -0.31 °C |
| 9:43:00 | -20 °C | -19.48 °C | -19.450 °C | - | - | - | - | - | - | - | -0.55 °C |
| 9:44:00 | -20 °C | -19.48 °C | -19.480 °C | - | - | - | - | - | - | - | -0.52 °C |
| 9:45:00 | -20 °C | -19.48 °C | -19.560 °C | - | - | - | - | - | - | - | -0.44 °C |
| 9:46:00 | -20 °C | -19.48 °C | -19.630 °C | - | - | - | - | - | - | - | -0.37 °C |
| 9:47:00 | -20 °C | -19.48 °C | -19.730 °C | - | - | - | - | - | - | - | -0.27 °C |
| 9:48:00 | -20 °C | -19.48 °C | -19.760 °C | - | - | - | - | - | - | - | -0.24 °C |
| 9:49:00 | -20 °C | -19.48 °C | -19.950 °C | - | - | - | - | - | - | - | -0.05 °C |

Graficos (Graphs):

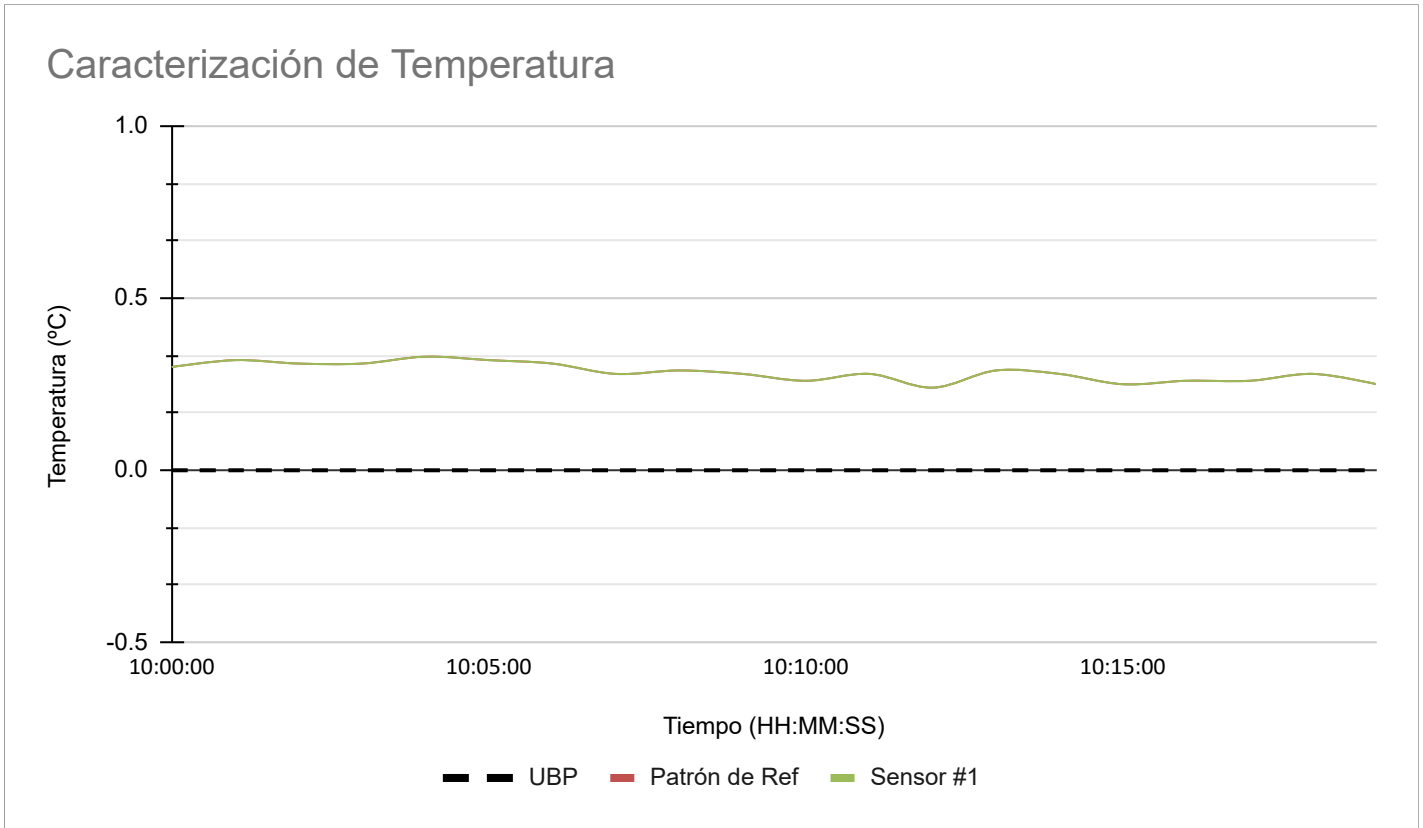


Certificado No.: 62207
Fecha de Calibración 2025-10-17

Equipo (Instrument): Microbaño
Marca (Brand): WIKA

| Hora (Time) | UBP (UUT) | Patrón de Ref. Standard | Sensor #1 (Sensor #1) | Sensor #2 (Sensor #2) | Sensor #3 (Sensor #3) | Sensor #4 (Sensor #4) | Sensor #5 (Sensor #5) | Sensor #6 (Sensor #6) | Sensor #7 (Sensor #7) | Sensor #8 (Sensor #8) | Error (Error) |
|-------------|-----------|-------------------------|-----------------------|-----------------------|-----------------------|-----------------------|-----------------------|-----------------------|-----------------------|-----------------------|---------------|
| 10:00:00 | 0 °C | 0.3 °C | 0.30 °C | - | - | - | - | - | - | - | -0.3 °C |
| 10:01:00 | 0 °C | 0.32 °C | 0.320 °C | - | - | - | - | - | - | - | -0.32 °C |
| 10:02:00 | 0 °C | 0.31 °C | 0.310 °C | - | - | - | - | - | - | - | -0.31 °C |
| 10:03:00 | 0 °C | 0.31 °C | 0.310 °C | - | - | - | - | - | - | - | -0.31 °C |
| 10:04:00 | 0 °C | 0.33 °C | 0.330 °C | - | - | - | - | - | - | - | -0.33 °C |
| 10:05:00 | 0 °C | 0.32 °C | 0.320 °C | - | - | - | - | - | - | - | -0.32 °C |
| 10:06:00 | 0 °C | 0.31 °C | 0.310 °C | - | - | - | - | - | - | - | -0.31 °C |
| 10:07:00 | 0 °C | 0.28 °C | 0.280 °C | - | - | - | - | - | - | - | -0.28 °C |
| 10:08:00 | 0 °C | 0.29 °C | 0.290 °C | - | - | - | - | - | - | - | -0.29 °C |
| 10:09:00 | 0 °C | 0.28 °C | 0.280 °C | - | - | - | - | - | - | - | -0.28 °C |
| 10:10:00 | 0 °C | 0.26 °C | 0.260 °C | - | - | - | - | - | - | - | -0.26 °C |
| 10:11:00 | 0 °C | 0.28 °C | 0.280 °C | - | - | - | - | - | - | - | -0.28 °C |
| 10:12:00 | 0 °C | 0.24 °C | 0.240 °C | - | - | - | - | - | - | - | -0.24 °C |
| 10:13:00 | 0 °C | 0.29 °C | 0.290 °C | - | - | - | - | - | - | - | -0.29 °C |
| 10:14:00 | 0 °C | 0.28 °C | 0.280 °C | - | - | - | - | - | - | - | -0.28 °C |
| 10:15:00 | 0 °C | 0.25 °C | 0.250 °C | - | - | - | - | - | - | - | -0.25 °C |
| 10:16:00 | 0 °C | 0.26 °C | 0.260 °C | - | - | - | - | - | - | - | -0.26 °C |
| 10:17:00 | 0 °C | 0.26 °C | 0.260 °C | - | - | - | - | - | - | - | -0.26 °C |
| 10:18:00 | 0 °C | 0.28 °C | 0.280 °C | - | - | - | - | - | - | - | -0.28 °C |
| 10:19:00 | 0 °C | 0.25 °C | 0.250 °C | - | - | - | - | - | - | - | -0.25 °C |

Graficos (Graphs):

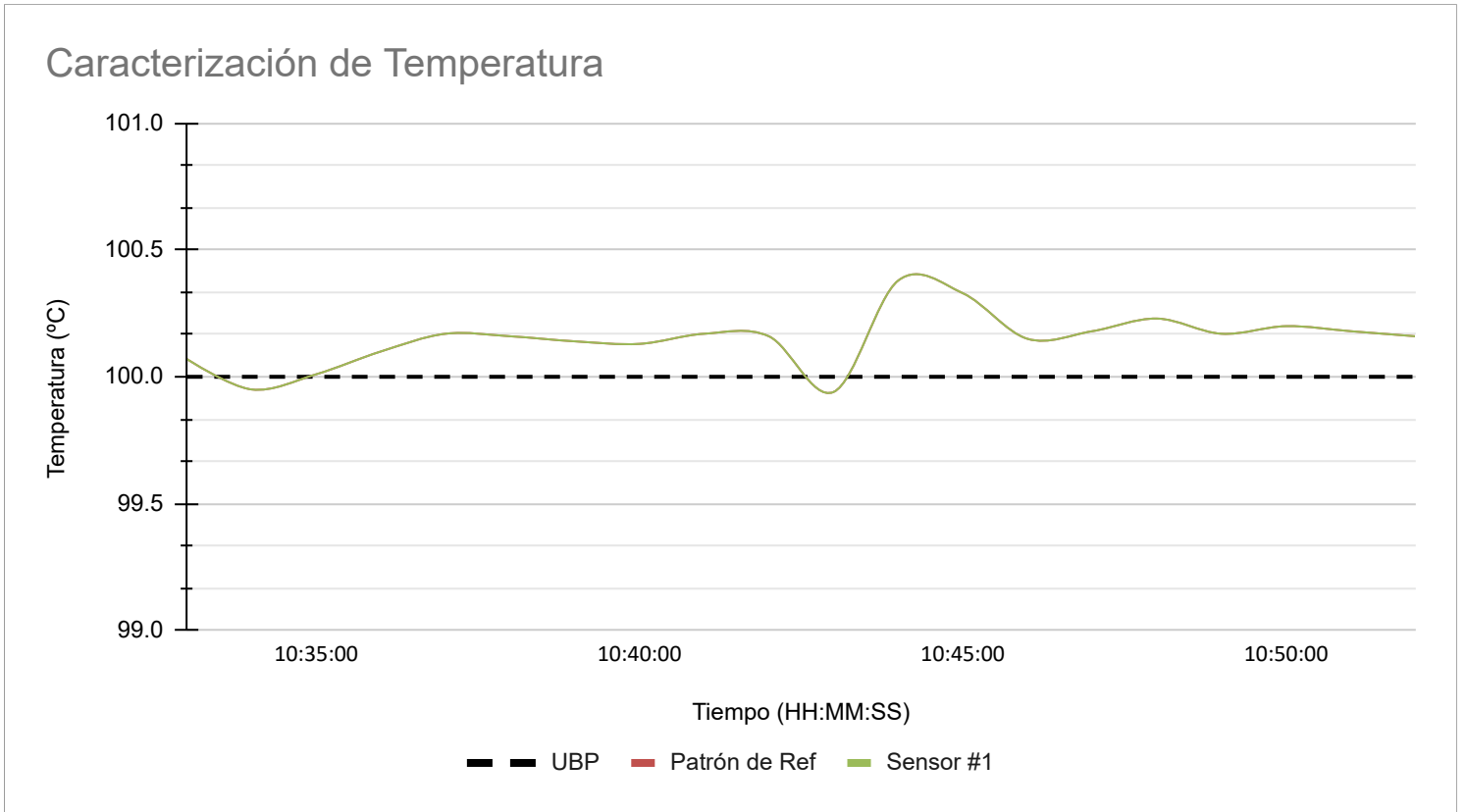


Certificado No.: 62207
Fecha de Calibración: 2025-10-17

Equipo (Instrument): Microbaño
Marca (Brand): WIKA

| Hora (Time) | UBP (UUT) | Patrón de Ref. Standard (Ref. Standard) | Sensor #1 (Sensor #1) | Sensor #2 (Sensor #2) | Sensor #3 (Sensor #3) | Sensor #4 (Sensor #4) | Sensor #5 (Sensor #5) | Sensor #6 (Sensor #6) | Sensor #7 (Sensor #7) | Sensor #8 (Sensor #8) | Error (Error) |
|-------------|-----------|---|-----------------------|-----------------------|-----------------------|-----------------------|-----------------------|-----------------------|-----------------------|-----------------------|---------------|
| 10:33:00 | 100 °C | 100.07 °C | 100.070 °C | - | - | - | - | - | - | - | -0.07 °C |
| 10:34:00 | 100 °C | 99.95 °C | 99.950 °C | - | - | - | - | - | - | - | 0.05 °C |
| 10:35:00 | 100 °C | 100.01 °C | 100.010 °C | - | - | - | - | - | - | - | -0.01 °C |
| 10:36:00 | 100 °C | 100.1 °C | 100.10 °C | - | - | - | - | - | - | - | -0.1 °C |
| 10:37:00 | 100 °C | 100.17 °C | 100.170 °C | - | - | - | - | - | - | - | -0.17 °C |
| 10:38:00 | 100 °C | 100.16 °C | 100.160 °C | - | - | - | - | - | - | - | -0.16 °C |
| 10:39:00 | 100 °C | 100.14 °C | 100.140 °C | - | - | - | - | - | - | - | -0.14 °C |
| 10:40:00 | 100 °C | 100.13 °C | 100.130 °C | - | - | - | - | - | - | - | -0.13 °C |
| 10:41:00 | 100 °C | 100.17 °C | 100.170 °C | - | - | - | - | - | - | - | -0.17 °C |
| 10:42:00 | 100 °C | 100.16 °C | 100.160 °C | - | - | - | - | - | - | - | -0.16 °C |
| 10:43:00 | 100 °C | 99.94 °C | 99.940 °C | - | - | - | - | - | - | - | 0.06 °C |
| 10:44:00 | 100 °C | 100.38 °C | 100.380 °C | - | - | - | - | - | - | - | -0.38 °C |
| 10:45:00 | 100 °C | 100.33 °C | 100.330 °C | - | - | - | - | - | - | - | -0.33 °C |
| 10:46:00 | 100 °C | 100.15 °C | 100.150 °C | - | - | - | - | - | - | - | -0.15 °C |
| 10:47:00 | 100 °C | 100.18 °C | 100.180 °C | - | - | - | - | - | - | - | -0.18 °C |
| 10:48:00 | 100 °C | 100.23 °C | 100.230 °C | - | - | - | - | - | - | - | -0.23 °C |
| 10:49:00 | 100 °C | 100.17 °C | 100.170 °C | - | - | - | - | - | - | - | -0.17 °C |
| 10:50:00 | 100 °C | 100.2 °C | 100.20 °C | - | - | - | - | - | - | - | -0.2 °C |
| 10:51:00 | 100 °C | 100.18 °C | 100.180 °C | - | - | - | - | - | - | - | -0.18 °C |
| 10:52:00 | 100 °C | 100.16 °C | 100.160 °C | - | - | - | - | - | - | - | -0.16 °C |

Graficos (Graphs):



Certificado No.: 62207
Fecha de Calibración: 2025-10-17

Equipo (Instrument): Microbaño
Marca (Brand): WIKA

| Hora (Time) | UBP (UUT) | Patrón de Ref. Standard (Sensor #1) | Sensor #1 (Sensor #1) | Sensor #2 (Sensor #2) | Sensor #3 (Sensor #3) | Sensor #4 (Sensor #4) | Sensor #5 (Sensor #5) | Sensor #6 (Sensor #6) | Sensor #7 (Sensor #7) | Sensor #8 (Sensor #8) | Error (Error) |
|-------------|-----------|-------------------------------------|-----------------------|-----------------------|-----------------------|-----------------------|-----------------------|-----------------------|-----------------------|-----------------------|---------------|
| 11:00:00 | 200 °C | 200.4 °C | 200.40 °C | - | - | - | - | - | - | - | -0.4 °C |
| 11:01:00 | 200 °C | 200.39 °C | 200.390 °C | - | - | - | - | - | - | - | -0.39 °C |
| 11:02:00 | 200 °C | 200.4 °C | 200.40 °C | - | - | - | - | - | - | - | -0.4 °C |
| 11:03:00 | 200 °C | 200.34 °C | 200.340 °C | - | - | - | - | - | - | - | -0.34 °C |
| 11:04:00 | 200 °C | 200.38 °C | 200.380 °C | - | - | - | - | - | - | - | -0.38 °C |
| 11:05:00 | 200 °C | 200.5 °C | 200.50 °C | - | - | - | - | - | - | - | -0.5 °C |
| 11:06:00 | 200 °C | 200.43 °C | 200.430 °C | - | - | - | - | - | - | - | -0.43 °C |
| 11:07:00 | 200 °C | 200.49 °C | 200.490 °C | - | - | - | - | - | - | - | -0.49 °C |
| 11:08:00 | 200 °C | 200.51 °C | 200.510 °C | - | - | - | - | - | - | - | -0.51 °C |
| 11:09:00 | 200 °C | 200.53 °C | 200.530 °C | - | - | - | - | - | - | - | -0.53 °C |
| 11:10:00 | 200 °C | 200.52 °C | 200.520 °C | - | - | - | - | - | - | - | -0.52 °C |
| 11:11:00 | 200 °C | 200.52 °C | 200.520 °C | - | - | - | - | - | - | - | -0.52 °C |
| 11:12:00 | 200 °C | 200.54 °C | 200.540 °C | - | - | - | - | - | - | - | -0.54 °C |
| 11:13:00 | 200 °C | 200.52 °C | 200.520 °C | - | - | - | - | - | - | - | -0.52 °C |
| 11:14:00 | 200 °C | 200.51 °C | 200.510 °C | - | - | - | - | - | - | - | -0.51 °C |
| 11:15:00 | 200 °C | 200.55 °C | 200.550 °C | - | - | - | - | - | - | - | -0.55 °C |
| 11:16:00 | 200 °C | 200.58 °C | 200.580 °C | - | - | - | - | - | - | - | -0.58 °C |
| 11:17:00 | 200 °C | 200.53 °C | 200.530 °C | - | - | - | - | - | - | - | -0.53 °C |
| 11:18:00 | 200 °C | 200.63 °C | 200.630 °C | - | - | - | - | - | - | - | -0.63 °C |
| 11:19:00 | 200 °C | 200.58 °C | 200.580 °C | - | - | - | - | - | - | - | -0.58 °C |

Graficos (Graphs):

